

ORIGINAL
3-PIECE
FTTM
BOOT

FULL TILT IS FOR EVERY SKIER.



FROM OLYMPIC CHAMPIONS (THEN AND NOW), BIG MOUNTAIN RIPPERS, FREESTYLE HOT DOGGERS, SONS, DAUGHTERS, MOMS, AND RAD DADS THESE BOOTS ARE FOR EVERYONE!

THE FIT, COMFORT, AND EASE OF ENTRY WHEN YOU DROP YOUR FEET INTO A PAIR OF OUR 3-PIECE BOOTS IS UNMATCHED. THEY ARE LIGHTER, EASIER TO GET INTO, WARMER, AND MORE CUSTOMIZABLE THAN ANY OTHER BOOT. A SKIER WITH HAPPY FEET IS THE GOAL AND FULL TILT IS THE ANSWER.

FOR THE GOOD OF SKIING.



ATHLETES



THE BEST IN THE WORLD RIDE FULL TILT



TOM WALLISCH | HENRIK HARLAUT | PHIL CASABON | ANDREW WHITEFORD | IAN PROVO |
CHRISTINE HARGIN | ZACH CRIST | MIKE HORNBECK | AHMET DADALI | CAM RILEY | TANNER
RAINVILLE | KAI MAHLER | ANNA SEGAL | WILL WESSON | KHAI KREPELA | ANDY PARRY | NOAH
ALBALADEJO | STEVE STEPP | EVEN SIGSTAD | COLLIN COLLINS | SEAN JORDAN | COREY VANULAR
| ERICA DURTSCHI | GARRETT RUSSELL | KIM BOBERG | THOMAS HLAWITSCHKA | COLE DREXLER
| LEO TAILLEFER | SÄMI ORTLIEB | PÄR HÄGGLUND | MARTIN BOULAIS | CLAYTON VILA | BRITA
SIGOURNEY | LAURENT FAYRE | WING TAI BARRYMORE | ROB HEULE | MAUDE RAYMOND | ERIK
OLSON | KIM LAMARRE | SHEA FLYNN | SPENCER MILBOCKER | JOHN KUTCHER | KARL FOSTVEDT
| LYDIA LASSILA | JENNIFER HEIL | SCOTTY BAHRKE | HEATHER MCPHIE | JACKIE BROWN | SYLVIA
KERFOOT | VERONIKA BAUER | STEVE OMISCHL | PHILLIPE MARQUIS | OLIVIER ROCHON | PAT
FERRALL | DYLAN FERGUSON | CHLOE DUFOUR-LAPOINTE | MAXIM DUFOUR-LAPOINTE | JUSTINE
DUFOUR-LAPOINTE | ASHLEY CALDWELL | PATRICK DENEEN | MIKAËL KINGSBURY | JEREMY COTA
| NELSON CARMICHAEL | KRISTIN ULMER | DAVE CRICHTON | MIKE NICK

SHELLS

LINERS



SOUL

A TRANSCENDENTAL EXPERIENCE
The FTS SHELL takes the same 99mm last width and geometry used in the Original 3-piece design and incorporates a roomier toe box, allowing room for your toes to play. With the addition of the replaceable soles, you'll experience enough traction and durability to get through a slick parking lot or steep boot-pack.

Models:
**TOM WALLISCH PRO • FIRST CHAIR 10
FIRST CHAIR 8 • FIRST CHAIR 6 • SOUL SISTER**



ORIGINAL

THE GAME CHANGING O.G.
The FTO, aka The Original 3-Piece shell that continues to inspire creativity, fuel precision and provide comfort & performance for all day, every day skiing. Don't be fooled – new is not everything.

Models:
DROP KICK • CLASSIC • RUMOR



EVOLUTION

THE CLASSIC JUST GOT WIDER
Get Bent. Get Turnt. Get Wide. The Full Tilt Evolution shell is a much lauded addition to Full Tilt's rich history of comfort. Designed for those wider feet, the FTE allows more skiers to feel the comfort, performance and inspiration of the Original 3-piece design.

Models:
**B&E PRO • DESCENDANT 8 • DESCENDANT 6
DESCENDANT 4 • PLUSH 6 • PLUSH 4**



ADJUSTABLE

BRING ON THE GROWTH SPURT
The adjustable 3-piece shell is every parent's solution to saving a few bucks for season passes. Stop worrying about new gear each year and enjoy 3 size adjustability in a boot they'll love.

Model:
GROWTH SPURT

PRO

(Listed from foot to shell)
4mm - Open Cell
Ensures warmth and comfort straight out of the box.
2mm - Intuition™ MD
Medium density & hardness for a solid balance of comfort & performance
7mm - Intuition™ HD
High density & firm for a responsive and efficient transfer of energy.
Powerwrap
Increases efficient power transfer directly to the shell of the boot.



RESPONSIVE POWER
The Pro Liner's laminate are specifically engineered to provide the most energy transfer to shell while maintaining warmth in a light weight and custom moldable fit.

Models:
**TOM WALLISCH PRO • B&E PRO • FIRST CHAIR 10
FIRST CHAIR 8 • DESCENDANT 8 • SOUL SISTER**

PERFORMER

(Listed from foot to shell)
4mm - Open Cell
Ensures warmth and comfort straight out of the box.
4mm - Intuition™ MD
Medium density & hardness for a solid balance of comfort & performance
5mm - Intuition™ HD
High density & firm for a responsive and efficient transfer of energy.



LIGHT WEIGHT AGILITY
The Performer Liner's laminates are specifically engineered to be our lightest weight liner for increased maneuverability, while maintaining its warmth and custom moldable fit.

Models:
**FIRST CHAIR 6 • DESCENDANT 6
DROP KICK • PLUSH 6**

CLASSIC

(Listed from foot to shell)
5mm - Open Cell
Ensures warmth and comfort straight out of the box.
4mm - Intuition™ MD
Medium density & hardness for a solid balance of comfort & performance
4mm - Standard HD
High density & firm for a responsive and efficient transfer of energy.



EASY IN. EASY OUT.
The Classic Liner's laminates are a multi-layered construction in a traditional tongue liner, designed to provide the targeted comfort and performance in a familiar way!

Models:
**CLASSIC • DESCENDANT 4
RUMOR • PLUSH 4**

| MEN'S |





PRO LINER

Warm, light weight and high performance!

FLEX 6 TONGUE

The perfect mix of stability and forgiving flex for the park & beyond.

"These boots have enabled me to ski the way I want to ski. They keep me comfortable and perform for me in any & all conditions." – Tom Wallisch

TOM WALLISCH PRO

COLLABORATION WITH THE WORLD'S BEST

MP 24.5 - 30.5 | US 6.5 - 12 | EU 39-47

SOUL ---- EVOLUTION ---- ORIGINAL

PRO ---- PERFORMER ---- CLASSIC

4 ---- 6 ---- 8 ---- 10



FTE SHELL

The B&E is a wider option that'll have you stomping in style in the park and beyond.

CUSTOM GRAPHICS

Uniquely creative graphics for the most creatively unique duo in skiing!

B&E PRO

A PRO MODEL FROM HENRIK HARLAUT & PHIL CASABON

MP 24.5 - 30.5 | US 6.5 - 12.5 | EU 39 - 47

SOUL ---- EVOLUTION ---- ORIGINAL

PRO ---- PERFORMER ---- CLASSIC

4 ---- 6 ---- 8 ---- 10



CINCH POWERSTRAP

Aluminum auto locking mechanism to keep you locked & loaded for maximum power transfer.

WIDETRACK BUCKLES

On-the-fly singled-handed micro-adjustment!

FIRST CHAIR 10

TURN THE DIAL TO 10
MP 24.5 - 30.5 | US 6.5 - 12.5 | EU 39 - 47

SOUL ---- EVOLUTION ---- ORIGINAL

PRO ---- PERFORMER ---- CLASSIC

4 ---- 6 ---- 8 ---- 10



100% INTUITION LINER

Authentic Intuition™ for a light, warm, comfy fit!

ADJUSTABLE CUFF ALIGNMENT

12mm of easy & precise lateral adjustment!



CUSTOMIZABLE

All parts are sold separately for unlimited personalization & repair!

DUAL MATERIAL OUTSOLES

Updated heel and soles for added traction & durability!

FIRST CHAIR 8

ALL-TERRAIN, ALL THE TIME

MP 24.5 - 30.5 | US 6.5 - 12.5 | EU 39 - 47

SOUL ---- EVOLUTION ---- ORIGINAL

PRO ---- PERFORMER ---- CLASSIC

4 ---- 6 ---- 8 ---- 10

FIRST CHAIR 6

AN AGGRESSIVE MIX OF COMFORT & FLUIDITY

MP 24.5 - 30.5 | US 6.5 - 12.5 | EU 39 - 47

SOUL ---- EVOLUTION ---- ORIGINAL

PRO ---- PERFORMER ---- CLASSIC

4 ---- 6 ---- 8 ---- 10



LIGHT WEIGHT
The world's lightest freestyle boot!

99mm LAST
Original 3 Piece design & fit to fuel innovation!

DROP KICK

HIT IT HARD AND TAKE IT DOWN

MP 22.5 - 31.5 | US 4.5 - 14 | EU 35.5 - 49

SOUL ---- EVOLUTION ---- ORIGINAL

PRO ---- PERFORMER ---- CLASSIC

4 ---- 6 ---- 8 ---- 10



CLASSIC LINER
Focused Intuition™ laminates with a familiar tongue liner.

RIGID BOOT BOARD
Firm sole support for added responsiveness and sensitivity!

CLASSIC

THE ONE, THE ONLY, THE ORIGINAL

MP 22.5 - 31.5 | US 4.5 - 14 | EU 35.5 - 49

SOUL ---- EVOLUTION ---- ORIGINAL

PRO ---- PERFORMER ---- CLASSIC

4 ---- 6 ---- 8 ---- 10



NARROW

WIDE

WOMENS

KIDS

ADJUSTABLE FORWARD LEAN

Quick adjustments for a comfortable and customizable stance.



MID GRIP

Added traction whether you're climbing graded stairs or rocky mountain tops!

DESCENDANT 8

WHEN COMFORT & PERFORMANCE MATTERS

MP 24.5 - 30.5 | US 6.5 - 12.5 | EU 39 - 47

SOUL ---- EVOLUTION ---- ORIGINAL

PRO ---- PERFORMER ---- CLASSIC

4 ---- 6 ---- 8 ---- 10



100% INTUITION LINER

Authentic Intuition™ for a light, warm, comfy fit!

SHOCK ABSORBER BOOT BOARD

Absorbs vibrations, impact and shocks for a smooth ride!

DESCENDANT 6

HIGH LEVEL PERFORMANCE IN A MID-FLEX PACKAGE

MP 24.5 - 30.5 | US 6.5 - 12.5 | EU 39 - 47

SOUL ---- EVOLUTION ---- ORIGINAL

PRO ---- PERFORMER ---- CLASSIC

4 ---- 6 ---- 8 ---- 10



45° HEEL LOCK

Solid feel for optimum power transfer from you to your skis!

REPLACEABLE OUTSOLES

Easily replace chewed up soles for a longer product life!

DESCENDANT 4

A WIDER BOOT FOR WIDER FEET

MP 24.5 - 30.5 | US 6.5 - 12.5 | EU 39 - 47

SOUL ---- EVOLUTION ---- ORIGINAL

PRO ---- PERFORMER ---- CLASSIC

4 ---- 6 ---- 8 ---- 10

| WOMEN'S |



WOMEN'S CUFF

Paired to match a woman's specific calf shape for increased comfort & control!



DUAL MATERIAL OUTSOLES

Updated heel and soles for added traction & durability!

SOUL SISTER

HIGH PERFORMANCE & LOOKS TO KILL

MP 23.5 - 27.5 | US W 6.5 - 10.5 | EU 37 - 42.5

SOUL ---- EVOLUTION ---- ORIGINAL

PRO ---- PERFORMER ---- CLASSIC

4 ---- 6 ---- 8 ---- 10

CLASSIC LINER

Focused Intuition™ laminates with a familiar tongue liner.

RATCHET BUCKLE

Nylon ratchet construction for lightweight, on-the-fly adjustment!



RUMOR

AGILE & ENJOYABLE IN A HIGH PERFORMANCE LIGHTWEIGHT BOOT

MP 22.5 - 27.5 | US W 5.5 - 10.5 | EU 35.5 - 42.5

SOUL ---- EVOLUTION ---- ORIGINAL

PRO ---- PERFORMER ---- CLASSIC

4 ---- 6 ---- 8 ---- 10



102mm LAST

Wider fit & feel so more skiers can fit in & stand out!

MID GRIP

Added traction whether you're climbing graded stairs or rocky mountain tops!

PLUSH 6

HIGH VOLUME, HIGH PERFORMANCE

MP 23.5 - 27.5 | US W 6.5 - 10.5 | EU 37 - 42.5

SOUL ---- EVOLUTION ---- ORIGINAL

PRO ---- PERFORMER ---- CLASSIC

4 ---- 6 ---- 8 ---- 10



EASY ON / EASY OFF

Tongue opens 90° for putting boots on with ease in any temperature!

LADDER BUCKLE

Macro & micro fit adjustment living in perfect harmony!

PLUSH 4

A SOFTER, MORE COMFORTABLE WOMEN'S SKI BOOT

MP 23.5 - 27.5 | US W 6.5 - 10.5 | EU 37 - 42.5

SOUL ---- EVOLUTION ---- ORIGINAL

PRO ---- PERFORMER ---- CLASSIC

4 ---- 6 ---- 8 ---- 10



EXPANDABLE
Adjusts to three sizes!

GROWTH SPURT

GROWS WITH YOUR KID'S FEET! 3 SIZES IN ONE!
SMALL: 18-21.5 | LARGE: 22-25.5

ADJUSTABLE
EXPANDABLE



COMPATIBLE WITH ALL BOOTS
Update, upgrade and replace your worn out liners!

PRO LINER

STEP UP WITH THE PRO
MP 22.5 - 31.5 | US 4.5 - 14 | EU 35.5 - 49

PRO ---- PERFORMER ---- CLASSIC



FT PULLOVER

100% COTTON, 110% AWESOME
GREY
SIM I L I XL I TALL



FT LOGO TEES

JOIN THE TEAM
BLACK | BURGUNDY
SIM I L I XL I TALL



FREESTYLE TEE

REP YOUR SKI SHOES!
RUST
SIM I L I XL I TALL



SNAPBACK

COVER YOUR SKULL IN STYLE
BURGUNDY
ONE SIZE

TECH



3-PIECE

Up to 2lbs/900g lighter than other boots due to its smart and minimalistic 3-Piece design that eliminates the need for thick, heavy overlapping plastic or bolts.



RIBBED TONGUE

100% ribbed tongue enables smoother, more natural linear flex from your shin to your toe. The tongue bends like a flexible straw, never bottoming out while providing smooth rebound. No more shin bang!



CABLES

Cables wrap around the boot like a shoelace for even pressure and increased comfort while eliminating dead spots. Tightening your buckles does NOT restrict flex, unlike overlap boot designs.



ADJUSTABLE FLEX

The boot's flex is rated on a simple scale of 4-10 (10=stiffest). Change a boot's flex by simply switching the tongue. (Competitor's boots require permanent cutting)



INFINITE PIVOT

Unlike traditional designs, the rear cuff never bottoms out. It pivots infinitely forward with your calf for less shell distortion, no shin pain and more control.



EASY ON/OFF

The front of the shell opens a full 90° to slide your foot in and out with ease in all temperatures. Like putting on slippers!



100% INTUITION™

All adult boot liners are built using authentic Intuition closed cell foam. It is body heat activated to mold 100% to your feet and shells during use, or can be instantly heat molded by a shop in minutes for a light, warm and super comfortable fit.

FOCUSED INTUITION™

Authentic Intuition™ closed cell foam in the heel pocket for critical heel hold and warmth. It is body heat activated to mold 100% to your feet and shells during use, or can be instantly heat molded by a shop in minutes for a light, warm and super comfortable fit.



J-BAR

An additional J-shaped piece of foam is inserted internally on both sides of the ankle area to dramatically increase ankle hold down, to keep your feet perfectly in place for precise control.



POWER WRAP

An additional layer of ergonomically shaped EVA is wrapped around the outside of the upper liner to increase energy transfer and horsepower to the shell.



WIDE TOE

A thinner foam is used in the front of the liner to increase space without sacrificing control for people with wider feet or who prefer a little more toe room.



CUSTOMIZABLE

All parts are sold separately for unlimited personalization and repair using a standard phillips head screwdriver.



ADJUSTABLE CUFF ALIGNMENT

Easy, precise lateral angle adjustment. Original & Soul shells: 12mm



FORWARD LEAN

Tool-less forward angle adjustment. Original & Soul shells: 2mm or 4mm



WIDETRACK BUCKLE

New adjustment mechanism engineered to increase precision and durability while maintaining on-the-fly single-handed micro adjustment. New durable aluminum lever with a minimalist lightweight design.



RATCHET BUCKLE

Full Tilt's original adjustment mechanism providing on-the-fly single-handed micro adjustment. Our Ratchet Buckle features light-weight, economical nylon lever construction.



LADDER BUCKLE

The Ladder Buckle features an intuitive, easy to remember, macro-size adjustment, plus a micro-twist for fine adjustment with a light, easy-to-handle aluminum lever.



SHOCK ABSORBER BOOT BOARD

Soft rubber layer in the sole of the shell absorbs vibrations, impact and shock for a smooth ride.



RIGID BOOT BOARD

The Rigid Boot Board provides a firm layer in the sole of the shell maximizing responsiveness and sensitivity.



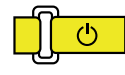
RUBBERSOLE

Replaceable rubber soles on the entire toe and heel dramatically increases grip when walking and hiking.



RUBBERHEEL

Our replaceable rubber heel improves grip and cushion when walking on hard surfaces.



CINCH POWERSTRAP

Aluminum auto locking mechanism for instantaneous single handed adjustment while keeping the strap firmly in place for maximum power transfer.



WOMEN'S CUFF

The Women's Cuff is anatomically shaped to match a female's specific calf shape for increased comfort and control.



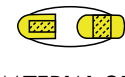
45° DEGREE HEEL LOCK

Keep heels where they belong. Placing the middle buckle at an optimal 45 degree angle creates a solid lock for the heel to stay put when pressuring the tips and tails of the skis.



MID GRIP

Whether you are climbing grated stairs or scrambling a rock on top of a mountain, a dual material or single material midgrip gives you the confidence to stay on your feet.



DUAL MATERIAL OUTSOLES

No slipping getting in-between you and the ground. A firm TPU and a softer rubber material combat wear and keep your feet underneath you on any surface.



NEW! GRIP WALK OUTSOLE

Designed for a better purchase on unstable & slippery terrain. The convex shape and ribbed rubber tread add both comfort and grip for getting from house to hill to peak! Sold separately, compatible with all FTE models.

AFTER-MARKET PARTS

IT'S AN AFTER-MARKET PARTY, AND EVERYONE IS INVITED!

A skier with happy feet is everyone's #1 goal! In order to achieve that, Full Tilt offers a full range of parts available for upgrading, customizing or replacing any piece of a skier's treasured Full Tilt Boot. Capable to fit boots past and present, the FullTiltBoots.com parts hub offers an intuitive search to find the part a skier is looking for. The online order is fulfilled by the closest shop to offer the fastest customer service possible for even the most obscure needs. No more hunting tag sales and back basement bins to get that part you need!

FULL TILT PARTS KITS AND SEPARATE PIECES ARE DESIGNED TO GIVE YOU THE VERSATILITY TO UPGRADE, CUSTOMIZE AND REPLACE ANY PART YOU NEED. IT'S ALL ABOUT YOU AFTER ALL.

FT ORIGINAL/SOUL PARTS KIT

- 1 Pair Alu Lower Cable Anchor Kit
- 1 Pair Small Dual Material Toe/Heel Soles
- 1 Pair Large Dual Material Toe/Heel Soles
- 1 Pair FT Original replacement heels with screws
- 1 Pair 2mm Forward Lean Heel Inserts
- 1 Pair 4mm Forward Lean Heel Inserts
- 1 Pair Inside Cant Plate Kit
- 1 Pair Outside Cuff Mount Assembly
- 1 Complete set of widetrack buckles
- 1 Complete set of nylon ratchet buckles
- 5 Pair of Top/Middle Cables
- Sizes: 225mm, 235mm, 245mm, 255mm, 265mm
- 7 Pair of Lower Cables
- Sizes: 330mm, 340mm, 350mm, 355mm, 365mm, 375mm, 385mm

FT ORIGINAL/SOUL TONGUES

- Sold as Pairs:
- Flex 4, Flex 6, Flex 8, Flex 10
- Small 22.5 – 25.5
- Medium 26.5 – 27.5
- Large 28.5 – 29.5
- X-Large 30.5 - 31.5

FT EVOLUTION TOP/MIDDLE BUCKLE

- 1 unit/1 buckle

FT EVOLUTION LOWER BUCKLE

- 1 unit/1 buckle

FT EVOLUTION TOP/MIDDLE/LOWER CABLES

- 1 unit/1 pair
- Sizes: X-Small, Small, Medium, Large, X-Large

FT EVOLUTION SHOCK ABSORBER BOOT BOARD

- 1 unit/1 pair (Same sizes as boot shell)

FT EVOLUTION RIGID BOOT BOARD

- 1 unit/1 pair (Same sizes as boot shell)

FT EVOLUTION FORWARD LEAN

- 1 unit/1 pair

FT EVOLUTION DUAL MATERIAL TOE/HEEL SOLES

- 1 unit/1 pair
- Small 23.5 – 25.5
- Large 26.5 – 30.5

FT EVOLUTION CUFF SPOILER

- 1 unit/1 pair

FT EVOLUTION UPPER CABLE ATTACHMENT

- 1 unit/1 pair

FT EVOLUTION MIDDLE CABLE ATTACHMENT

- 1 unit/1 pair

FT EVOLUTION LOWER CABLE ATTACHMENT

- 1 unit/1 pair

FT EVOLUTION GRIP WALK OUTSOLE

- 1 unit/1 pair

MEN'S

PRO

WOMEN'S

NARROW

WIDE

NARROW

NARROW

WIDE



FIRST CHAIR 10



FIRST CHAIR 8



DESCENDANT 8



TOM WALLISCH PRO



SOUL SISTER



PLUSH 6



FIRST CHAIR 6



DROPKICK



DESCENDANT 6



WIDE

B&E PRO



RUMOR



PLUSH 4



CLASSIC



DESCENDANT 4

YOUTH



GROWTH SPURT

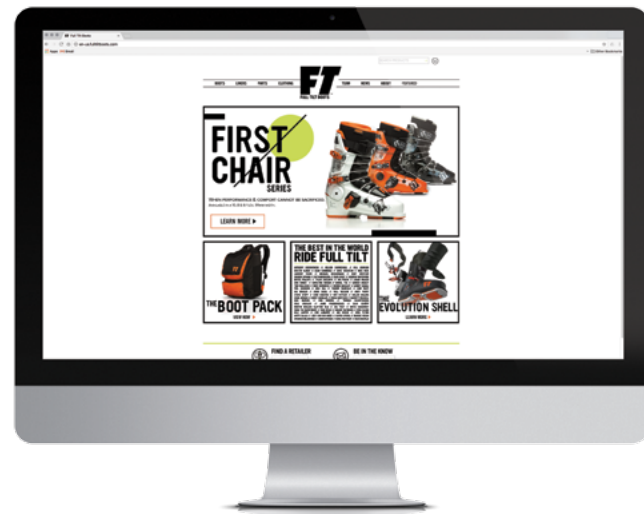
MEN'S

WOMEN'S

YOUTH



	WALLISCH PRO	B&E PRO	FIRST CHAIR 10	FIRST CHAIR 8	FIRST CHAIR 6	DROP KICK	CLASSIC	DESCENDANT 8	DESCENDANT 6	DESCENDANT 4	SOUL SISTER	RUMOR	PLUSH 6	PLUSH 4	GROWTH SPURT
SHELL	SOUL	EVOLUTION	SOUL	SOUL	SOUL	ORIGINAL	ORIGINAL	EVOLUTION	EVOLUTION	EVOLUTION	SOUL	ORIGINAL	EVOLUTION	EVOLUTION	ADJUSTABLE
WIDTH	99	102	99	99	99	99	99	102	102	102	99	99	102	102	N/A
FLEX	6	6	10	8	6	6	6	8	6	4	6	4	6	4	N/A
LINER & FEATURES	PRO POWERWRAP WIDE TOE J-BAR	PRO POWERWRAP WIDE TOE J-BAR	PRO POWERWRAP J-BAR	PRO POWERWRAP J-BAR	PERFORMER WIDE TOE J-BAR	PERFORMER WIDE TOE J-BAR	CLASSIC TONGUE WIDE TOE J-BAR	PRO POWERWRAP WIDE TOE J-BAR	PERFORMER WIDE TOE J-BAR	CLASSIC TONGUE WIDE TOE J-BAR	PRO POWERWRAP J-BAR	CLASSIC TONGUE WIDE TOE J-BAR	PERFORMER WIDE TOE	CLASSIC TONGUE WIDE TOE J-BAR	EXPANDABLE
BOOT BOARD	SHOCK ABSORBER	SHOCK ABSORBER	SHOCK ABSORBER	SHOCK ABSORBER	SHOCK ABSORBER	SHOCK ABSORBER	RIGID	SHOCK ABSORBER	SHOCK ABSORBER	RIGID	SHOCK ABSORBER	RIGID	SHOCK ABSORBER	RIGID	RIGID
SOLE	DUAL MATERIAL TOE & HEEL	DUAL MATERIAL TOE & HEEL	DUAL MATERIAL TOE & HEEL	DUAL MATERIAL TOE & HEEL	DUAL MATERIAL TOE & HEEL	RUBBER HEEL	RUBBER HEEL	DUAL MATERIAL TOE & HEEL	DUAL MATERIAL TOE & HEEL	DUAL MATERIAL TOE & HEEL	DUAL MATERIAL TOE & HEEL	RUBBER HEEL	DUAL MATERIAL TOE & HEEL	DUAL MATERIAL TOE & HEEL	SINGLE MATERIAL TOE & HEEL
MID GRIP	N/A	DUAL MATERIAL	N/A	N/A	N/A	N/A	N/A	DUAL MATERIAL	DUAL MATERIAL	SINGLE MATERIAL	N/A	N/A	DUAL MATERIAL	SINGLE MATERIAL	N/A
BUCKLES	WIDETRACK	LADDER	WIDETRACK	WIDETRACK	WIDETRACK	NYLON RATCHET	NYLON RATCHET	LADDER	LADDER	LADDER	WIDETRACK	NYLON RATCHET	LADDER	LADDER	LADDER
WEIGHT	2,050 g	2,010 g	2,070 g	2,070 g	2,050 g	1,870 g	2,070 g	2,020 g	2,010 g	2,070 g	1,750 g	1,770 g	1,850 g	1,860 g	1,316 g
SIZES	MP 24.5-30.5 US M 6.5 - 12.5 EU 39 -47	MP 24.5-30.5 US M 6.5 - 12.5 EU 39 -47	MP 24.5-30.5 US M 6.5 - 12.5 EU 39 -47	MP 24.5-30.5 US M 6.5 - 12.5 EU 39 -47	MP 24.5-30.5 US M 6.5 - 12.5 EU 39 -47	MP 22.5-31.5 US M 4.5 - 14 EU 35.5 -49	MP 22.5-31.5 US M 4.5 - 14 EU 35.5 -49	MP 24.5-30.5 US M 6.5 - 12.5 EU 39 -47	MP 24.5-30.5 US M 6.5 - 12.5 EU 39 -47	MP 24.5-30.5 US M 6.5 - 12.5 EU 39 -47	MP 23.5-27.5 US M 6.5 - 10.5 EU 37 - 42.5	MP 22.5-27.5 US W 5.5 - 10.5 EU 35 - 42.5	MP 23.5-27.5 US W 6.5 - 10.5 EU 37 - 42.5	MP 23.5-27.5 US W 6.5 - 10.5 EU 37 - 42.5	SMALL MP 23.5-27.5 LARGE MP 22 - 22.5



FIND EVERYTHING YOU NEED TO REPRESENT THE ORIGINAL 3-PIECE BOOT: PHOTOS, VIDEOS & MORE!

FULLTILTBOOTS.COM/DEALERTOOLS

CONTACT US:

- USA**
413 Pine Street Flr 3,
Seattle, WA 98101
TF: 888 546 3754
F: 800 972 4066
- CANADA**
1 Westside Drive Unit #7,
Toronto, ON M9C 1B2,
Canada
TF: 416 620 4124
F: 416 679 1218
- JAPAN**
11F, Shibaura Square Bldg.
4-9-25 Shibaura Minato-ku
Tokyo 108-0023, Japan
T. 03-6858-7822
F. 03-6858-7831
- EUROPE**
Seehaupter Strasse 62,
Penzberg 82377, Germany
T. 49 8856 901 0
F. 49 8856 901 101
- NORWAY**
Industrivegen 29, N-2836
Biri, Norway
T. 47 61134300

WORLDWIDE:

- Andorra: +34 933002012
- Argentina: 54 11 4711 3349
- Australia: 61 3 95815444
- Austria: 0800293418
- Azerbaijan: +49 88569010
- Belgium: +32 3354 3866
- Belarus: +7 495 9372814
- Bosnia & Herzegovina: +498856 9010
- Bulgaria: +35 9887639372
- Canada: 888 249 7433
- Chile: 56 2 5945015
- China: +86 10 6771 8450
- Croatia: +385 915555976
- Czech Republic: +420774791133
- Denmark: +45 75 22 02 11
- Estonia: +372 6419099
- Finland: +358 10 8386 400
- France: 0800 90 97 44
- Georgia: +995 32 2369700
- Germany: 0800 7713454
- Greece: +30 210 685 6946
- Holland: +31 172500066
- Hungary: +361 4877360
- Israel: +972 50 5742717
- Italy: +39 059 744024
- Japan: 81 3 6858 7822
- Kazakhstan: +7 7272 61 70 61
- Korea: +82 70 7743 8673
- Kosovo: 377 44 124 955
- Kyrgyzstan: +996 312 694948
- Latvia: +371 67317780
- Lebanon: +961 9 951555
- Lithuania: +370 601 91600
- Macedonia: +389 2 614 7644
- Montenegro: +49 8856 9010
- New Zealand: 64 3 348 9725
- Norway: +47 61 13 43 00
- Poland: +48 502 232 911
- Portugal: +34 933002012
- Romania: +40 733 669 339
- Russia: 007 9104072821
- Serbia-Montenegro: +49 88569010
- Slovakia: +420 774791133
- Slovenia: +386 (0) 261 44601
- Spain: +34 933002012
- Sweden: +46 (0)8-544 71960
- Switzerland: +0800 558 197
- Turkey: +49 88569010
- United Arab Emirates: +971 4 88 03 994
- UK: +44 1905 458184
- Ukraine: +38 044 428 65 32

FT SPONSORS:



Full TILT® is a registered trade mark of Full Tilt Ski Boots.
©2016 Full Tilt Ski Boots

SOCIAL MEDIA:



facebook.com/fulltiltboots
@fulltiltboots
#fulltiltboots